




FAST-AXIS COLLIMATION OPTICS

FAST-AXIS IMAGING OPTICS

Precision – Brilliance - Performance



Fast-Axis Collimation / Fast-Axis Imaging

FAC and FAI Lenses

GENERAL DESCRIPTION

The most important optical component in the beam shaping systems in high-power diode lasers is the Fast-Axis Collimation optics. The lenses are manufactured from high-quality glass and have an acylindrical surface. Their high numerical aperture permits the entire diode output to be collimated with outstanding beam quality. The high transmission and excellent collimation characteristics guarantee the highest levels of beam shaping efficiency for diode lasers.

By means of an FAI lens, the emitter can be directly imaged into a fiber or a target plane. The design of INGENERIC's FAI lenses is optimized for this specific application and allows an efficient and aberration-free imaging of the emitter.

PRODUCT SPECTRUM


In order to offer the best solution for your application INGENERIC provides a broad spectrum of Fast-Axis Collimation optics off the shelf. Years of development have enabled us to provide optimized acylindrical lenses for various applications. Based on our sophisticated technologies and substantial experience we are further able to provide FAC lenses with 90° deflection. With respect to length or support structures the lenses can be tailored to your specific needs. For details, please refer to the technical specifications on the following pages.

QUALITY

We operate a strict quality policy. The beam profile, residual divergence and geometry along the longitudinal axis are characterized as they move along the production line. By conducting measuring operations along the beam path, we ensure that there will be no deviation from these measured beam characteristics when the optic is subsequently used in industrial practice. In conjunction with our advanced manufacturing technology, this guarantees the production of optics with unsurpassed collimation and homogenization characteristics.

ADVANTAGES

- Application-optimized design
- High numerical aperture (NA 0.8)
- Diffraction-limited collimation
- Transmission up to 99%
- Highest level of precision and uniformity
- Manufacturing process is highly economical for large quantities
- Reliable and stable quality



SPECIFICATION DATA

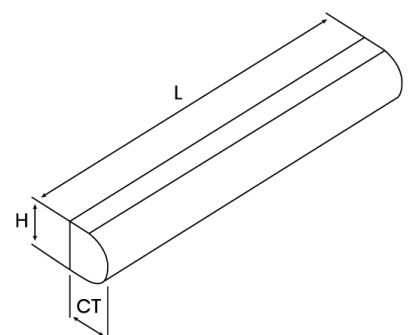
Lens Type FAC	NA	EFL [mm]	BFL [mm]	L [mm]	H [mm]	CT [mm]		XB	D [mrad]
Material				K-VC89 / Standard Optics					
FAC06-150	0.60	0.15	0.03	tbd.	0.70	0.22		x	4.60
FAC08-300	0.80	0.30	0.075	tbd.	0.50	0.40		x	2.30
FAC08-320	0.80	0.32	0.083	tbd.	0.57	0.43		x	2.10
FAC08-360	0.80	0.36	0.11	tbd.	0.70	0.45		x	1.90
FAC07-400	0.70	0.40	0.11	tbd.	0.70	0.50		x	1.73
FAC05-500	0.50	0.50	0.105	tbd.	0.60	0.70		x	1.34
FAC07-500	0.70	0.50	0.11	tbd.	0.90	0.70		x	1.34
FAC08-600	0.80	0.60	0.14	tbd.	1.00	0.83		x	1.20
FAC07-700	0.70	0.70	0.14	tbd.	1.00	1.00		x	1.00
FAC08-900	0.80	0.90	0.09	tbd.	1.50	1.50		x	0.80
FAC08-920	0.80	0.92	0.18	tbd.	1.50	1.30		x	0.80
FAC08-1000	0.80	1.00	0.165	tbd.	1.60	1.50		x	0.70
FAC06-1100	0.60	1.10	0.16	tbd.	1.50	1.69		x	0.65
FAC06-1200	0.60	1.20	0.10	tbd.	1.50	1.97		x	0.60
FAC08-1200	0.80	1.20	0.10	tbd.	1.90	1.97		x	0.60
FAC05-1500	0.50	1.50	0.09	tbd.	1.50	2.47		x	0.48
FAC08-1500	0.80	1.50	0.09	tbd.	2.30	2.47		x	0.48
FAC07-2000	0.70	2.00	0.096	tbd.	2.80	3.41		x	0.36
FAC07-2500	0.65	2.50	1.124	tbd.	3.50	2.47		x	0.29
FAC08-2800	0.80	2.80	0.095	tbd.	4.00	4.84		x	0.26

Material				K-VC89 / Special Solutions					
FAC08-600	0.80	0.60	0.16	tbd.	1.00	0.80		x	1.20
FAC06-1500	0.60	1.50	0.97	tbd.	2.30	0.95		x	0.48
FAC053-1500	0.53	1.50	0.92	tbd.	2.00	1.05		x	0.48
FAC03-2300*	0.30	2.30	0.97	tbd.	1.50	1.00		x	0.40

* Collimation of SA for Single Emitter

Lens Type Special Products	NA	EFL [mm]	BFL [mm]	L [mm]	H [mm]	CT [mm]	Mag.	Image Dist. [mm]	D [mrad]
FAI065-M200-80	0.60	0.38	0.075	tbd.	1.00	0.55	200	80	0.48

NA: Numerical aperture
 EFL: Effective focal length @ 808 nm
 BFL: Back focal length @ 808 nm
 Coating: Standard AR 780-1020 nm
 Transmission: > 99%
 L: Length (+/-0.10 mm) according to customer specification
 maximum length: 14.00 mm
 H: Height (K-VC89: +/- 0.02 mm)
 CT: Center Thickness (K-VC89: +/- 0.02 mm)
 Material: K-VC89
 Refractive Index
 n@808 nm: 1.77584
 Quality specification for laser bar with divergence of 35° (FWHM)



Fast-Axis Collimation / Fast-Axis Imaging

FAC and FAI Lenses

QUALITY STANDARDS

INGENERIC offers Fast-Axis Collimation optics with the highest collimation quality. The high reproducibility of the processes allows today the offer of our products solely in the premium quality grades. Thereby XB means a power enclosure of $> 90\%$ with an angle of $\pm D$ [mrad].

SERVICE

We also design, develop and manufacture customized FAC lenses, which have been optimized to meet the specific requirements of your application.


- Customized numerical aperture, focal length and back focal length
- Customized length (max. 14.00 mm)
- Customized coating (app. 400 nm ... 2100 nm, broad or small band)

AUTOMATED ASSEMBLY

In order to simplify mounting, we also offer the FAC lenses with additional surfaces for mounting and/or support structures. Benefit from our automated assembly process.

ADVANTAGES

- Highest precision and reproducibility by using a camera system
- No damage risk by manual handling process
- No damage risk by assembly devices used during manual handling process
- Position accuracy is in the micrometer range
- Assembly and packaging in clean environment
- 100% measurement of dimension
- Package usable for automated parts-removal

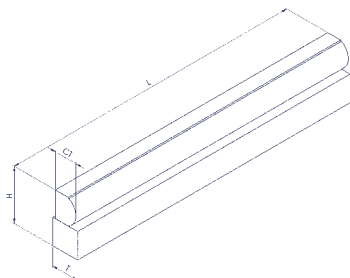


EXAMPLE PRODUCTS

FAC08-600 on BT

Dimension of module

- L: 11.00 mm
T: 1.00 mm
H: 2.00 mm



FAC08-600 on BT

Dimension of module:

- L: 10.30 mm
T: 1.00 mm
H: 1.50 mm

