

B6640



IMPERX: Technically superior products, full tech support, rapid-response customer care. "Bobcat 2.0" adds many new features, lens control, more memory and enhanced image quality. Each easy to use Bobcat is supported by IMPERX professionals.

INTERFACES AVAILABLE:

Resolution
 Sensor
 Sensor Format

Pixel Size
 Frame Rate Standard Clock
 Frame Rate Overclocked
 Maximum Frame Rate
 Minimum S/N Ratio
 Output Format

Analog Gain Control
 Black Level Control
 Digital Gain and Offset
 RGB Gain and Offset
 White Balance
 Shutter Speed
 Exposure Control
 Long Integration
 Regions of Interest (ROI)
 Binning H/V
 Trigger Inputs

Trigger Options

Trigger Modes

Double Trigger (PIV) Interframe
 External Inputs/Outputs
 Strobe Output
 RS232 Interface
 Pulse Generator
 Image Overlay
 Image Enhancement

Internal DDR Memory
 Gamma Correction
 Data Corrections

Minimum Illumination
 Lens Mount

Iris, Zoom Focus Control
 Supply Input Range
 Power Consumption
 Size – Width/Height
 Size – Length
 Weight
 Vibration, Shock
 Environmental
 Humidity
 MTBF
 Regulatory

Camera Link® Base or Medium
 6576 x 4384 (std.), 6600 x 4400 (max.)
 KAI-29050, CCD
 36.17mm (H) x 24.11mm (V) 43.47mm diagonal
 43.3mm optical format

5.5 μm
 30 MHz / 3.5 fps
 40 MHz / 4.7 fps
 20 fps
 60dB
 Mono CCD: 8, 10, 12
 Color CCD: 8, 10, 12
 TRUESENSE Sparse CFA
 Manual, Auto: 0 - 36dB 1024 steps
 Manual, 1024 steps
 Manual
 Manual, auto, off
 1us/step, 1/125,000 to 1/4 sec (nom)

Manual, auto, external
 Up to 16 seconds
 7 ROIs, any line to any line, any pixel to any pixel
 1x, 2x, 3x, 4x, 8x (Independent for H & V)
 External (TTL via IN1/IN2), pulse generator,
 software, computer

Level, edge, pulse width, internal exposure,
 up to 16 seconds trigger delay, debounce
 Free-run, standard, double, fast, asynchronous,
 frame accumulation

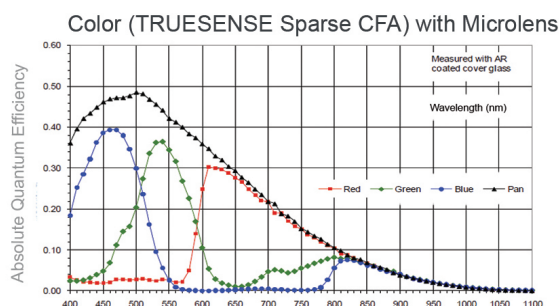
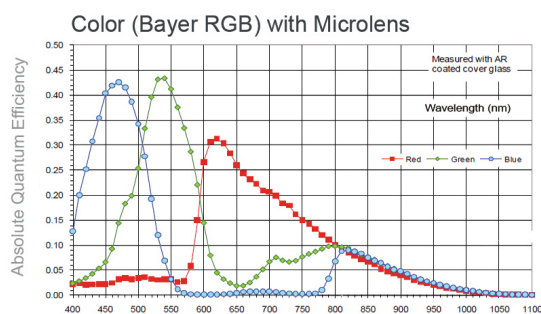
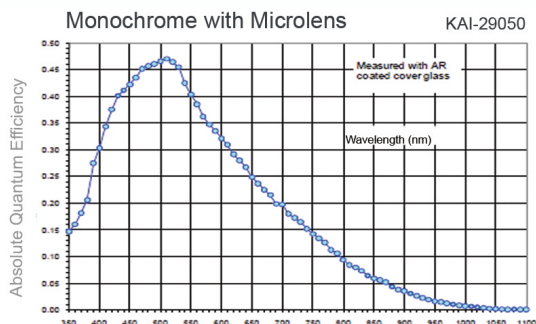
Time: 200 nanoseconds
 2 IN, 2 OUT, user programmable
 2 strobes, programmable position and duration
 Yes, programmable
 Yes, programmable

Optical center, programmable H & V lines
 Threshold, contrast enhancement, knee correction,
 horizontal flip, negative image, bit shift (+/- 7 places)
 2Gb (256 MB)
 G=1.0, G=0.45, user upgradeable LUT
 Defective/hot pixel correction (static, dynamic), FFC,
 black level, vertical smear

1 Lux, F/ 1.4
 F-Mount (Default), C, M42, EOS, Rodenstock,
 Custom OEM
 Manual, user programmable (motorized lens, custom)

12VDC (10V - 15V), 1.5 A inrush
 CLM 7.5 W
 60mm (W) x 60mm (H) – Applies to all interfaces
 CLM 53.1mm (L)

CLM 356g
 100g (20-200) HZ XYZ, 1000g
 -40°C to +85°C Operating, -50°C to +90°C Storage
 10% to 90% non-condensing
 >660,000 hours @ 40°C (Telcordia SR-332)
 FCC 15 part A, CE, RoHS





WWW.IMPERX.COM

Hirose Connectors

Power and I/O Interface



- | | |
|-----------------|-----------------|
| 1 12V DC Return | 7 OUT1 Signal |
| 2 +12V DC | 8 IN1 Signal |
| 3 IRIS VCC | 9 IN2 Signal |
| 4 IRIS Video | 10 IN1/2 Return |
| 5 IRIS Return | 11 Reserved |
| 6 OUT1/2 Return | 12 OUT2 Signal |

Connector:
Hirose HR 10A- 10R- 12PB(71)

Lens Control/RS232

See manual for PIN information



- | | |
|---------------|-------------|
| 1 IRIS Return | 7 FOCUS + |
| 2 IRIS VCC | 8 ZOOM - |
| 3 IRIS Video | 9 ZOOM + |
| 4 IRIS - | 10 UART_COM |
| 5 IRIS + | 11 UART_RX |
| 6 FOCUS - | 12 UART_TX |

Connector:
Hirose HR 10A- 10R- 12SB(71)

* Canon EOS control available

B6640 Ordering Information

Interfaces available

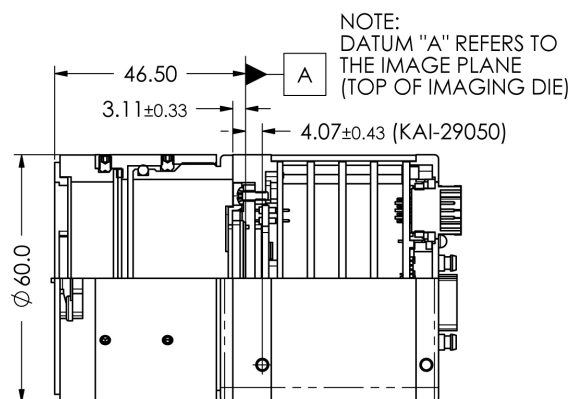
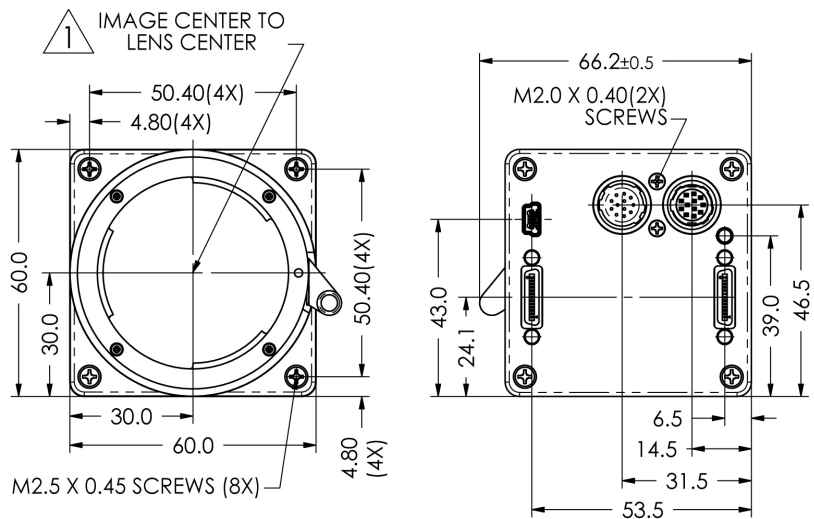
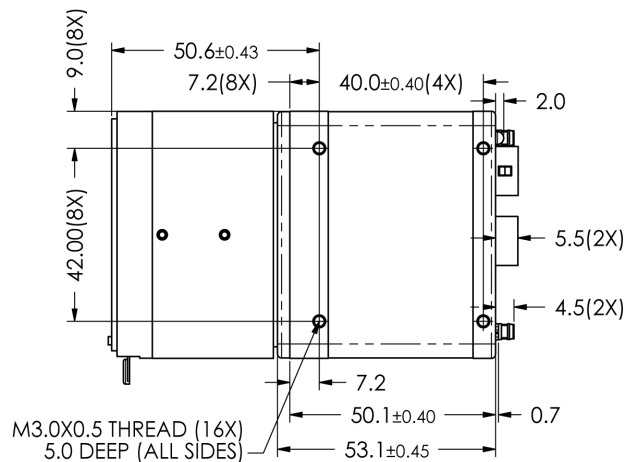
Camera Link® Medium (CLM)

Sensor types available

- Monochrome
- Bayer Color
- TRUESENSE Sparse CFA

Accessories (Sold separately)

- PS12v04-Power Supply w/ 1 input and 1 output
- PS12v05-Power Supply (as above) and Video Iris



Quality Management System ISO 9001:2008 Registered
Environmental Management System ISO 14001:2004 Registered
DDTC Registered (Directorate of Defense Trade Controls, US Department of State)



bobcat-B6640, Rev1