


High Brightness Fiber-coupled Diode Laser

Features

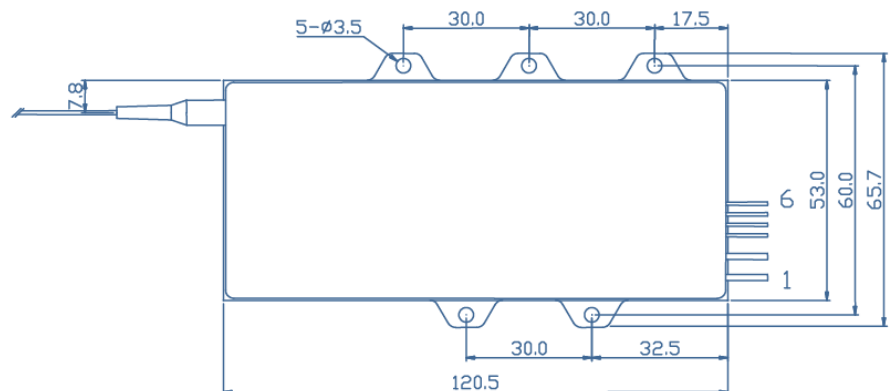
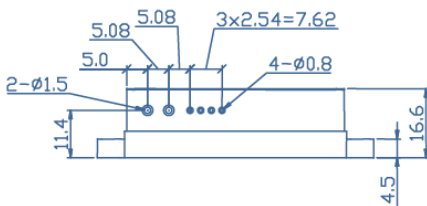
- 150W and 210W CW output power
- 105µm and 200µm fiber core
- Feedback protection for fiber laser pumping

Applications

- Laser pumping
- Material processing
- Medical treatment



Package dimension (mm)



Pin	Function
1	Laser diode +
2	Laser diode -
3	Photo diode (N)
4	Photo diode (P)
5	Thermistor
6	Thermistor



Module Specifications

Model		M9xx±10-150-F105/22-DK	M9xx±10-210-F200/22-DK
Optical Parameters		Unit	
Output Power	W	150	210
Central Wavelength	nm	915 or 976	
Wavelength Tolerance	nm	± 10	
Spectral Width (90% power)	nm	< 3.0	
Wavelength Temp. Coefficient	nm/°C	0.3	
95% Energy		0.16NA	
Fiber Parameters			
Fiber Core Diameter	µm	105	200
Numerical Aperture		0.22	
Bare Fiber Length	m	1 or 2	
Electric Parameters			
Threshold Current (typical)	A	0.6	1.0
Operating Current (typical)	A	9.8	15.0
Operating Voltage (typical)	V	31.5	30
Slope Efficiency (typical)	W/A	16.3	15.0
Power Conversion Efficiency (typical)	%	48	47
Back Reflection Protection			
Wavelength Range	nm	1030 – 1100	
Attenuation	dB	>40	
Other Parameters			
Operating Temperature*	°C	10 – 40	
Operating Humidity	%	< 75	
Storage Temperature	°C	-20 – +80	
Soldering Temperature	°C	250 (10s)	

* 9xx – 915 or 976

Notes: 1. Module specifications and dimension are subject to change without notice.

2. ESD precautions must be taken.

3. The minimum fiber bend diameter should be 300 times greater than the fiber core diameter.

4. Reduced lifetime if improperly used or used above operating conditions.

5. A non-condensing environment is required for storage and operation below the ambient dew point.

Compliance with Regulatory Requirements: This industrial laser is an OEM version of a laser diode. As such, it is intended only for integration into other equipment. This laser does not comply with IEC and CDRH requirements. The customer is responsible for IEC and CDRH certifications of the system that incorporates this industrial laser.

